

A a M a a D T a I Pa




Psychological distress often causes suffering in terminally ill patients and their families and poses challenges in diagnosis and treatment. Increased attention to diagnosis and treatment of depression can improve the coping mechanisms of patients and families. This paper reviews the clinical characteristics of normal grief and clinical depression and explains strategies for differential diagnosis.


Although some literature discusses the psychological




## How Is Depression Diagnosed in Terminally Ill Patients?







### Psychotherapy and Counseling



### Psychopharmacology







Table 3—Continued

Study	Sample Size	Intervention	Control	Outcome	Notes
		mg	mg/d	%	
1	100	100	100	100	
2	100	100	100	100	
3	100	100	100	100	
4	100	100	100	100	
5	100	100	100	100	
6	100	100	100	100	
7	100	100	100	100	
8	100	100	100	100	
9	100	100	100	100	
10	100	100	100	100	
11	100	100	100	100	
12	100	100	100	100	
13	100	100	100	100	
14	100	100	100	100	
15	100	100	100	100	
16	100	100	100	100	
17	100	100	100	100	
18	100	100	100	100	
19	100	100	100	100	
20	100	100	100	100	
21	100	100	100	100	
22	100	100	100	100	
23	100	100	100	100	
24	100	100	100	100	
25	100	100	100	100	
26	100	100	100	100	
27	100	100	100	100	
28	100	100	100	100	
29	100	100	100	100	
30	100	100	100	100	
31	100	100	100	100	
32	100	100	100	100	
33	100	100	100	100	
34	100	100	100	100	
35	100	100	100	100	
36	100	100	100	100	
37	100	100	100	100	
38	100	100	100	100	
39	100	100	100	100	
40	100	100	100	100	
41	100	100	100	100	
42	100	100	100	100	
43	100	100	100	100	
44	100	100	100	100	
45	100	100	100	100	
46	100	100	100	100	
47	100	100	100	100	
48	100	100	100	100	
49	100	100	100	100	
50	100	100	100	100	

**Case Three: Assessment and Management of Suicidal Ideation in Terminally Ill Patients**

3 -

1

2

3

1

2

3

4

5

6

7

8

9

10

11

12

13

14

15

16

17

18

19

20

21

22

23

24

25

26

27

28

29

30

31

32

33

34

35

36

37

38

39

40

41

42

43

44

45

46

47

48

49

50

51

52

53

54

55

56

57

58

59

60

61

62

63

64

65

66

67

68

69

70

71

72

73

74

75

76

77

78

79

80

81

82

83

84

85

86

87

88

89

90

91

92

93

94

95

96

97

98

99

100







52. Portenoy RK.
53. Ventafridda V, Tamburini M, Caraceni A, De Conno F, Naldi F.
54. Grond S, Zech D, Schug SA, Lynch J, Lehmann KA.
- 55.
56. Greer S, Moorey S, Baruch JD, Watson M, Robertson BM, Mason A, et al.
57. Spiegel D, Bloom JR, Yalom I.
58. Fallowfield LJ, Hall A, Maguire GP, Baum M.
59. Fawzy FI, Cousins N, Fawzy NW, Kemeny ME, Elashoff R, Morton D, et al.
60. Fawzy FI, Kemeny ME, Fawzy NW, Elashoff R, Morton D, Cousins N, et al.
61. Spiegel D, Bloom JR, Kraemer HC, Gotthel E.
62. Chaturvedi SK, Maguire P, Hopwood P.
63. Massie MJ, Holland JC.
64. Byock I.
65. Katon W, Sullivan MD.
66. Maguire P, Hopwood P, Tarrier N, Howell T.
67. Masand PS, Tesar GE.
68. Fernandez F, Adams F, Holmes VF, Levy JK, Neidhart M.
69. Bruera R, Fainsinger R, MacEachern T, Hanson J.
70. Forrest WH, Brown BW, Brown CR, Defalque R, Gold M, Gordon HE, et al.
71. Silverstone T.
72. Woods SW, Tesar GE, Murray GB, Cassem NH.
73. Masand P, Pickett P, Murray GB.
74. Fernandez F, Adams F, Levy JK, Holmes VF, Neidhart M, Mansell PW.
75. Angrist B, d'Hollosy M, Sanfilippo M, Satriano J, Diamond G, Simberkoff M, et al.